

!! THE BUG DETECTOR !!
BY: FORD PREFECT
UPLOADED BY: The Phoney Phoner
and The Skeleton Krew

What you will need:

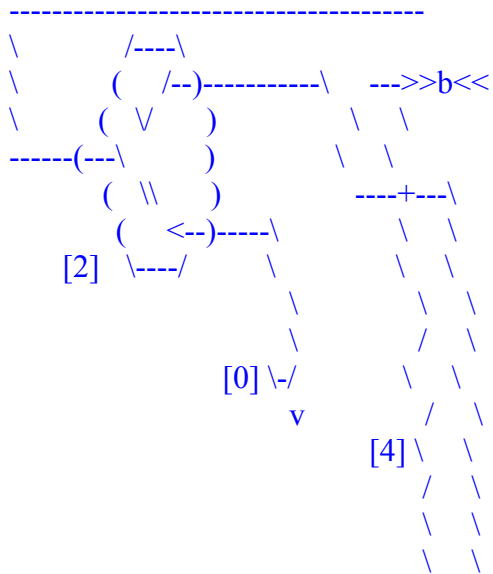
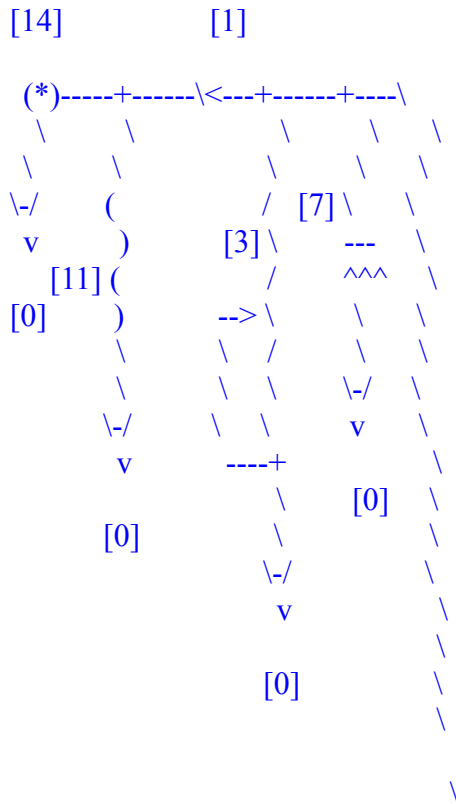
(the number in brackets is a reference number which matches the schematic. The number in paranthesis is the amount of the part needed.)

- [1] (1) 1n34a crystal diode
- [2] (2) 2n107 audio transistors
(ge-2 or equivalent)
- [3] (1) 3k ohm variable resistor
- [4] (2) 560 ohm 1/2 watt resistor
- [5] (1) 15k ohm variable resistor
- [6] (1) 500 ohm variable resistor
- [7] (1) .002 Uf capacitor
- [8] (1) 1.5 Volt aa battery
- [9] (1) aa battery holder
- [10] (1) 0-300 microammeter
(lafayette 99-g-5028 or equivalent)
- [11] (1) 10 millihenry choke (ohmite z-50)
- [12] (1) single-pole single-throw
(spst) toggle switch
- [13] (1) project box (radio shack)
- [14] (1) antenna (either from an old transistor radio or a stiff piece of wire will also work)
- [15] (1) 2000 ohm headset (or a miniature earphone like most tv and radios use)

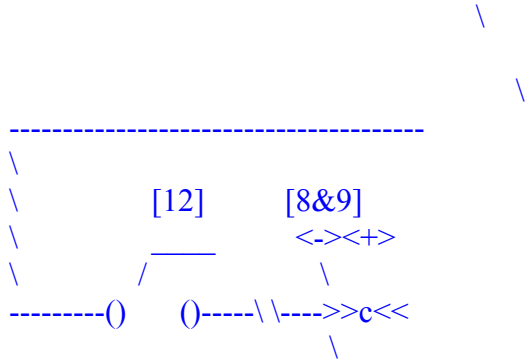
the parts can be purchased from radio shack for less than \$20. This is a very good high-gain meter-type bug detector. It has a crystal diode with 2 amplification stages to boost the power of the meter. This produces a broad-band, battery-powered, receiver

that can sense radio-frequency transmitters up to a mile away. Unfortunately, it will also pick up a commercial am or fm station up to 3 miles away....

Bug detector schematics:

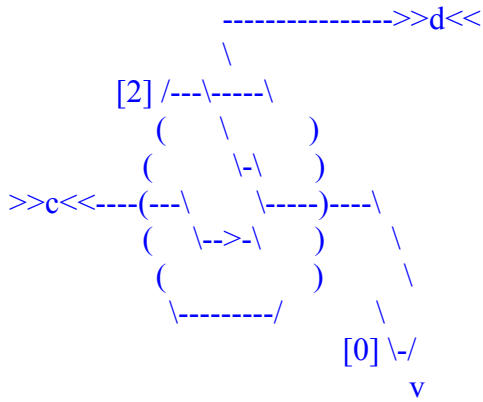


>>a<< \



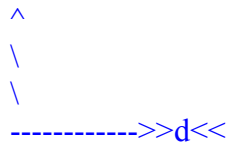
[4]

>>a<<-----\ \ \ \ \----->>c<<

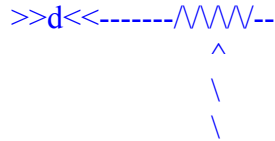


[5]

>>b<<-----\ \ \ \ \-----



[6]



Uploaded to: The Party Line
(415) 447 - 0963

***** CAR TRACKER *****

Uploaded By: The Phoney Phoner
And The Skeleton Krew

By: Ford Prefect

"my name is bond, james bond."

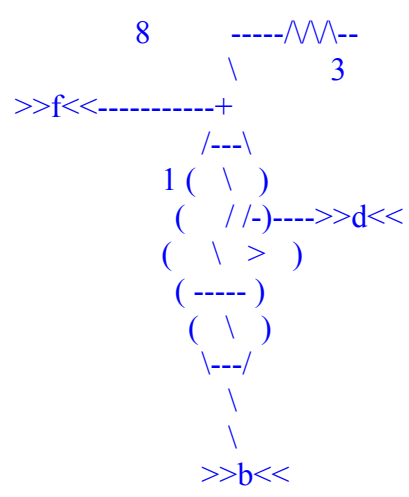
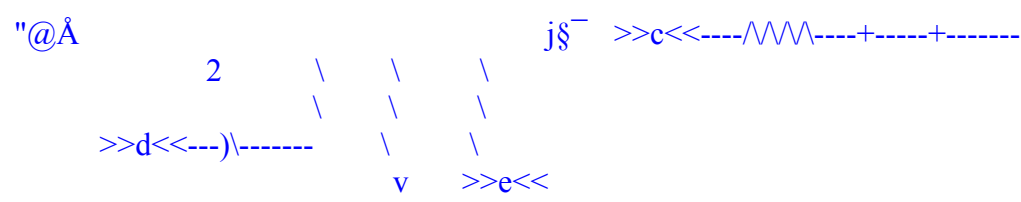
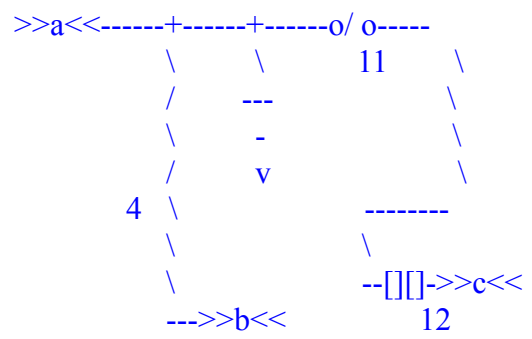
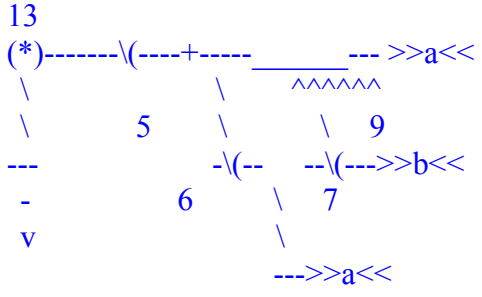
My next gadget is what is called a bumpbeeper. It attaches to the under side of a car with magnets and then sends out a signal that can be heard on a radio.

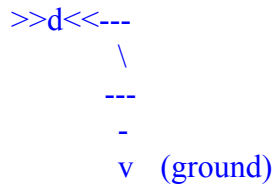
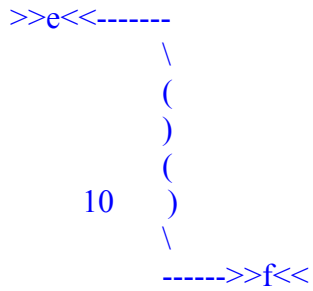
Parts list: () = diagram #

- (1) 2n635a transistor
- (2) 4.3K 1/2 watt resistor
- (3) 1 meg potentiometer
- (4) 10k 1/2 watt resistor
- (5) 50pf capacitor
- (6) 365pf variable capacitor
- (7) .005Uf capacitor
- (8) .01Uf capacitor
- (9) ferrite loopstick (from a crystal radio)
- (10) coil [see text]
- (11) single-pole single-throw switch
- (12) 9 volt battery
- (opt.) Battery clip & case
- (13) antenna

this device is a constant tone signaling source that can be tuned to any clear spot below 1000 khz. If magnets

are attached to the case, it can quickly be installed under the persons car.
 (9) Is a standard ferrite loopstick that can be purchased at radio shack.
 (10) Is simply 12 turns of plastic covered hookup wire wound over (9).





to tune the transmitter:

- 1)pick an empty spot on the am car radio below 1000 khz.
- 2)Switch on the transmitter with the spst switch.
- 3)Tune the 365 variable capacitor slowly until a shrill note can be heard from the car radio.
- 4)The pitch of the note is adjustable by turning the 1 meg potentiometer

resistantly,
Ford Prefect

Uploaded to: The Party Line
(415) 447-0963

```

////////////////////////////////////
//          The PIRATES' HOLLOW          //
//          415-236-2371                  //
//          over 12 Megs of Elite Text Files //
//          ROR-ALUCARD                   //
//          Sysop: Doctor Murdock         //
// C0-Sysops: That One, Sir Death, Sid Gnarly & Finn //

```

```
// //
// "The Gates of Hell are open night and day; //
// Smooth is the Descent, and Easy is the way.." //
////////////////////////////////////
```